



## HIGH QUALITY CHARTER SCHOOLS

### Charter Students with Disabilities Pilot Community Initiative

All students deserve to learn in supportive school environments where they can thrive. When we consider that 1 in 5 children in the U.S. have learning and attention issues, only 20% of students with disabilities nationally score at proficient levels on state assessments, and on average fewer than 70% earn a high school diploma within four years, it is clear that more can be done to tap into their strengths and potential. More critical is the compounding effect that race and class have on students in special education that creates an experience gap between these students and their peers. This is why we have prioritized students with disabilities who are Black, Latinx, and low-income.

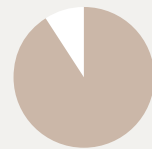
**Grantees of the Charter Students with Disabilities Pilot Community** – a cohort of 10 charter management organizations (CMO) – will work together with a common aim of improving the systems, learning experiences, and outcomes for their middle and high school students with disabilities. Each CMO will identify its goal and create an action plan to improve leading indicators in one or more of the following: math, ELA, student engagement including attendance and discipline, or transition to postsecondary life. Each CMO will start by piloting two schools within their networks with the intention to learn what it takes to expand over time. Grantees will be supported with technical assistance on research-based key conditions needed to successfully implement best practices: continuous improvement, data-driven decisions and engaged leadership.

**Ninety-one percent** of the students served in this pilot community of 10 CMOs are Black or Latinx, and **83% live in low-income households**. This investment will focus on students with disabilities within the overall student population.

Charter Management  
Organizations

10

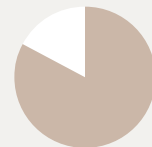
Enrolled Students



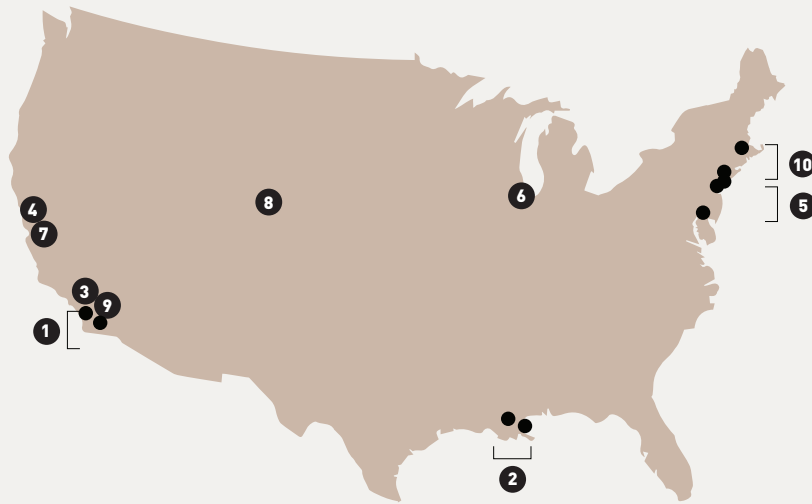
91%  
Black or  
Latinx

Total of Middle and  
High Schools

135



83%  
From  
low-income  
households



- 1 **Ednovate, Los Angeles & Orange County**
- 2 **Collegiate Academies, New Orleans & Baton Rouge**
- 3 **Green Dot Public Schools, Los Angeles**
- 4 **KIPP Bay Area Schools, Bay Area**
- 5 **Mastery Schools, Philadelphia, PA & Camden, NJ**
- 6 **Noble Network of Charter Schools, Chicago**
- 7 **Summit Public Schools, Bay Area**
- 8 **Strive Prep, Denver**
- 9 **STEM Prep Schools, Los Angeles**
- 10 **Uncommon Schools, Massachusetts, New Jersey, & New York**

**Ednovate**  
Los Angeles & Orange County

Student Enrollment: **1,779**  
Special Education Students: **14%**  
# of middle and high schools: **5**

**Collegiate Academies**  
New Orleans & Baton Rouge

Student Enrollment: **2,707**  
Special Education Students: **18%**  
# of middle and high schools: **5**

**Green Dot Public Schools**  
Los Angeles

Student Enrollment: **11,257**  
Special Education Students: **14.6%**  
# of middle and high schools: **20**

**KIPP Bay Area Public Schools**  
Bay Area

Student Enrollment: **6,160**  
Special Education Students: **10.5%**  
# of middle and high schools: **15**

**Mastery Schools**  
Philadelphia, PA & Camden, NJ

Student Enrollment: **14,000**  
Special Education Students: **23%**  
# of middle and high schools: **9**

**Noble Network of Charter Schools**  
Chicago

Student Enrollment: **12,066**  
Special Education Students: **18%**  
# of middle and high schools: **18**

**Summit Public Schools**  
Bay Area

Student Enrollment: **4,464**  
Special Education Students: **14%**  
# of middle and high schools: **15**

**STRIVE Prep**  
Denver

Student Enrollment: **3,783**  
Special Education Students: **15%**  
# of middle and high schools: **11**

**STEM Prep Schools**  
Los Angeles

Student Enrollment: **1,196**  
Special Education Students: **10%**  
# of middle and high schools: **2**

**Uncommon Schools**  
Massachusetts, New Jersey, & New York

Student Enrollment: **20,054**  
Special Education Students: **11%**  
# of middle and high schools: **34**

—  
CMO data based on 2019-2020  
School Year